

TR Model

HIB4 Series



High Bay Troffer

HIB4 Series -2 Feet (Dimmable)

This high performance and energy efficient High Bay LED troffer is ideal for retail, warehouse, industrial, commercial and manufacturing large area lighting applications.

Product Specifications

FEATURES & BENEFITS:

- Modern and clean style, no exposed fasteners.
- Excellent luminaire efficacy provides significant energy saving.
- Can be suspended mount by V-clips for chain or cable or direct mount on the ceiling.
- Dimmable via 0-10VDC standard
- Available in 4000K & 5000K color temperature.
- Rated Life : 50,000 hours
- Assembled in USA with domestic and imported components
- Options: Embedded motion sensor and battery back-up driver

Applications :

- Warehouse
- Commercial lighting
- Retail lighting
- Industrial lighting
- Factory lighting

Lumen Output : 90W - 11,700 lumens
(130 lum/w) 135W - 17,550 lumens
265W - 34,450 lumens

Operating Temperature: -4 F to 104 F (-20 to 40 C)

Color Temperature (TYP): 4000K & 5000K

Color Rendering Index (CRI): >80

Electrical System:

All electrical components are UL certified.

Input Voltage: 120-277VAC

Power Consumption: 2 FT/2L - 90W
2 FT/4L - 135W
2 FT/4L - 178W
2 FT/6L - 265W

Construction /Finishd

- 22 gauge die formed cold-rolled steel body
- All steel surfaces are powder coated.
- Can be suspended mount by V-clips for chain or cable or direct mount on the ceiling.

Warranty

Five-year limited warranty.



Ordering Information

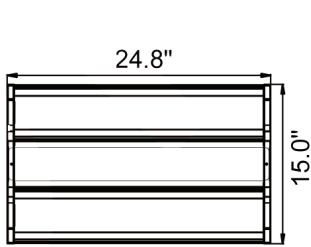
Example: **TR2450110HIB4P** - Highbay model HIB4, 2 feet, 4 LED Arrays, 135W, 5000K, Pendant mount and Frosted lens.

Model Luminaire Type Color Temperature Output Wattage Luminaire Series Mounting Method Option(Lens) Option(mounting)

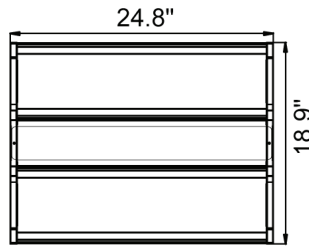
TR	24	50	135	HIB4	P	F	
	22- 2'x2L 24- 2'x4L 26- 2'x6L	40- 4000K 50- 5000K	090- 90W 135- 135W 162- 162W 265- 265W	HIB4- High Bay v4	V- V Hook & Chain P- Pendant C1 - Cable - Hook C2 - Cable - Toggle	F- Frosted Lens C- Clear Lens N- No Lens	M- Motion Sensor B - Battery Backup Blank - None

Note: Specifications subject to change without notice. Actual performance may differ as a result of end user environment and application.

Dimensions:



90W & 135W
(10.34 lb)



265W
(11.22 lb)


Depth : 2.2"

Mounting Options:

V-clips for dual point chain or cable (Standard)



Pendent mount



Cable mount (Hook or Toggle ends)



Wiring Diagram:

